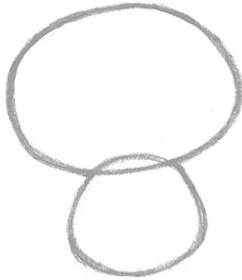


# How to draw Monkey




1




Firstly, use a pencil to draw an oval shape for Monkey's head and a 'squashed egg' shape for his body

2




Add 2 semi circles for his ears, this 'T' shape for his face and a circle for his tummy

3



Next add these 'sausage' shapes for Monkey's arms and legs

4



Now time to add some details... Draw Monkey's Quiff, eyes, nose, mouth, hand, toes and tail

5



Next use a pen to draw the outline


Don't forget to rub out your pencil lines!

6



Finally, time to add some colour and VOILA!

One Monkey ready for a super sandwich



**MONKEY'S SANDWICH**

by Michelle Robinson  
and Emily Fox  
Published by Harper Collins

